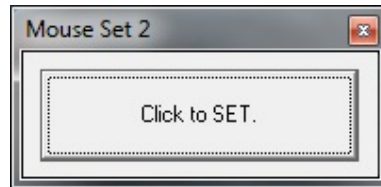
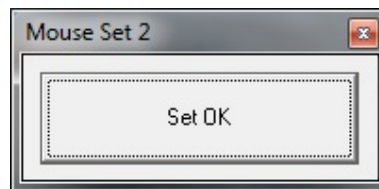
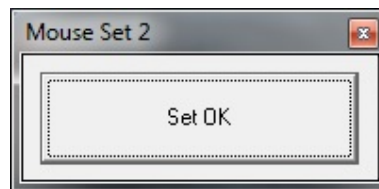


- 1) Connect mouse to computer
- 2) Extract software (WinRAR file)
- 3) Open Map/folder **“mouse fix software”** (double click)
- 4) Open **“MS_Fix2 software”** (double click)



- 5) Go with mouse pointer to  window and click once on it



- 6) If you see this window  after you've done point 5 your mouse is re-connected and should work as normal
- 7) Click on the white cross in the red square at the right upper corner of the window to close the software